



Cello Stand



RED- 20 in. Wide
GREEN- 9 ½ in. Deep
BLUE- 11 in. High



PINK- 8 ½ in from each side (top)


PURPLE- 4 ½ in. from the bottom of stand to bottom of slot

GREEN- 3 ½ in. foam on each side and on the back (Opposite of slot)
BLUE- 1 in. foam on each side and on the back (Opposite of slot)
RED- 1 ½ in. foam in front (on each side of slot)

I covered the foam with Black Velvet. I used Craft Spray Glue to glue it on to the foam and then wood glue to glue the foam into the stand. We used strews to attach the outside frame to the base, and used luthier's glue to glue the 4 sides together.


Then we stained it and rounded the edges off.

These are just the measurements (For a full sized cello), they can be changed to suit your cello.



GREEN- 12 ½ in. Deep
BLUE- 24 in. Wide

PINK 4 in. Hole in the middle of Bottom



GREEN- 3 ½ in foam in the bottom
BLUE- 1 in. foam on each side and on back
RED- 1 ½ in. foam in front